

Appendix G

Construction Dust Monitoring

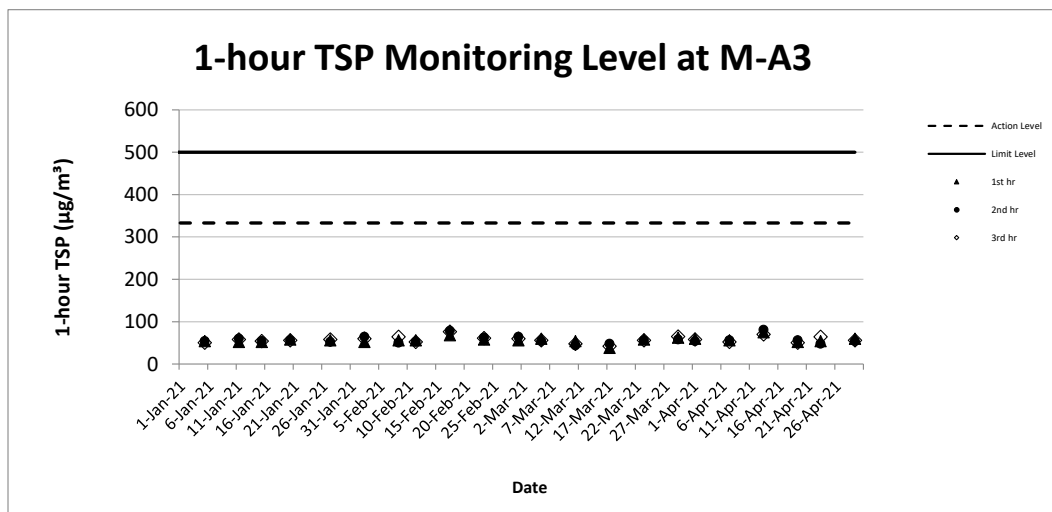
Results and Meteorological

Observations

1-hour TSP Monitoring Result for Contract No. HY/2018/08 Central Kowloon Route – Central Tunnel

M-A3 - SKH Tsoi Kung Po Secondary School

| 1-hour TSP ($\mu\text{g}/\text{m}^3$) | | | | | | | | |
|---|------------|--------|--------|--------|---------|--------------|-------------|---------|
| Date | Start Time | 1st hr | 2nd hr | 3rd hr | Average | Action Level | Limit Level | Weather |
| 1-Apr-21 | 09:00 | 60 | 54 | 58 | 57 | 333 | 500 | Fine |
| 7-Apr-21 | 08:52 | 56 | 56 | 52 | 55 | | | Fine |
| 13-Apr-21 | 09:02 | 75 | 81 | 70 | 75 | | | Fine |
| 19-Apr-21 | 13:00 | 52 | 56 | 50 | 53 | | | Fine |
| 23-Apr-21 | 13:32 | 54 | 48 | 64 | 55 | | | Cloudy |
| 29-Apr-21 | 13:43 | 60 | 54 | 56 | 57 | | | Cloudy |
| Average | | 59 | | | | | | |
| Max | | 81 | | | | | | |
| Min | | 48 | | | | | | |



24-hour TSP Monitoring Result for Contract No. HY/2018/08 Central Kowloon Route – Central Tunnel

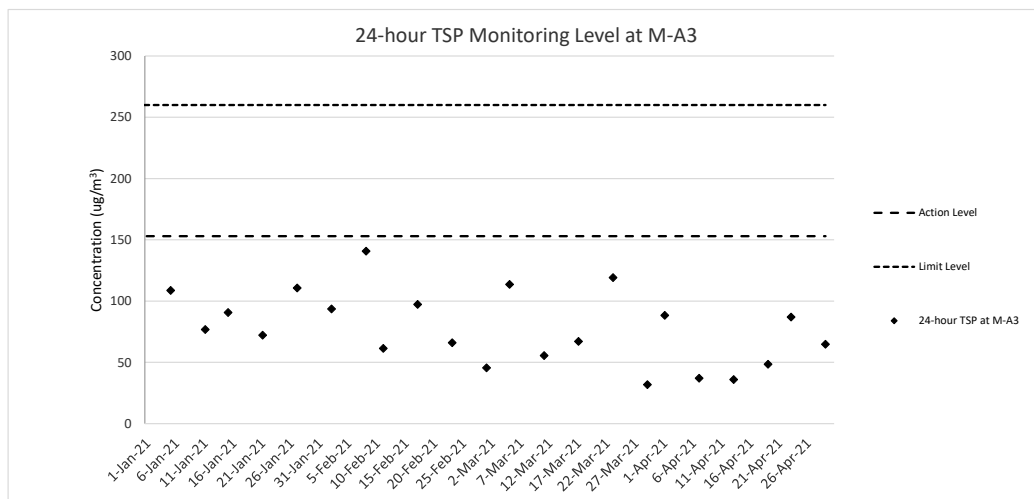
M-A3 - SKH Tsoi Kung Po Secondary School

| Start Date | Weather Condition | Air Temperature (K) | Atmospheric Pressure, Pa (mmHg) | Filter Weight (g) | | Particulate weight (g) | Sampling Time (hrs) | Flow Rate (m ³ /min.) | | Average flow (m ³ /min) | Total volume (m ³) | Conc. (ug/m ³) | Action Level (ug/m ³) | Limit Level (ug/m ³) |
|------------|-------------------|---------------------|---------------------------------|-------------------|--------|------------------------|---------------------|----------------------------------|-------|------------------------------------|--------------------------------|----------------------------|-----------------------------------|----------------------------------|
| | | | | Initial | Final | | | Initial | Final | | | | | |
| 1-Apr-21 | Fine | 299.7 | 755.8 | 2.6868 | 2.8424 | 0.1556 | 24 | 1.22 | 1.22 | 1.22 | 1758.7 | 88 | 153 | 260 |
| 7-Apr-21 | Fine | 296.1 | 762.1 | 2.7407 | 2.8241 | 0.0834 | 24 | 1.56 | 1.56 | 1.56 | 2246.9 | 37 | | |
| 13-Apr-21 | Fine | 298.9 | 759.8 | 2.6925 | 2.7732 | 0.0807 | 24 | 1.56 | 1.56 | 1.56 | 2242.8 | 36 | | |
| 19-Apr-21 | Fine | 295.5 | 760.0 | 2.6817 | 2.7909 | 0.1092 | 24 | 1.56 | 1.56 | 1.56 | 2246.6 | 49 | | |
| 23-Apr-21 | Cloudy | 300.3 | 756.0 | 2.7440 | 2.9388 | 0.1948 | 24 | 1.55 | 1.56 | 1.56 | 2239.7 | 87 | | |
| 29-Apr-21 | Cloudy | 297.1 | 760.0 | 2.7061 | 2.8559 | 0.1498 | 24 | 1.60 | 1.60 | 1.60 | 2309.9 | 65 | | |
| | | | | | | | | | | | | Min | 36 | |
| | | | | | | | | | | | | Max | 88 | |
| | | | | | | | | | | | | Average | 60 | |

Note:

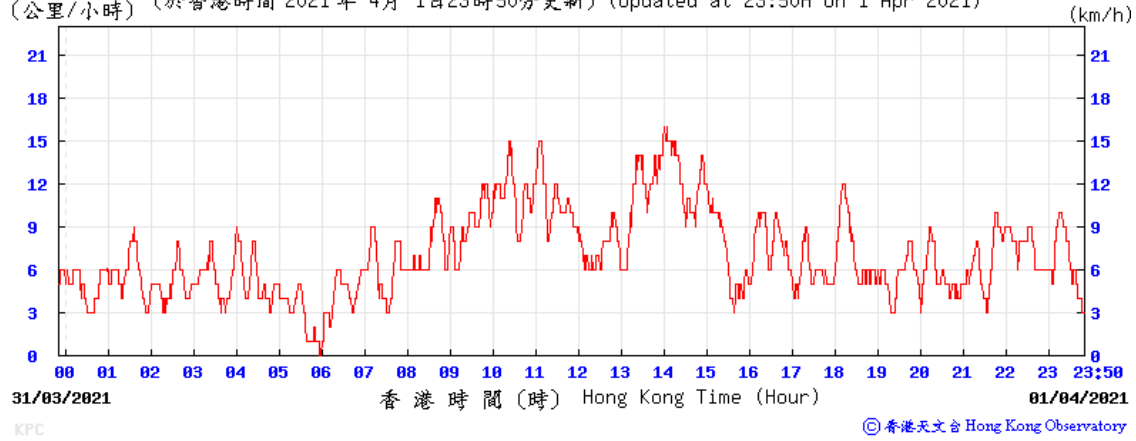
Underline: Exceedance of Action Level

Underline and Bold: Exceedance of Limit Level



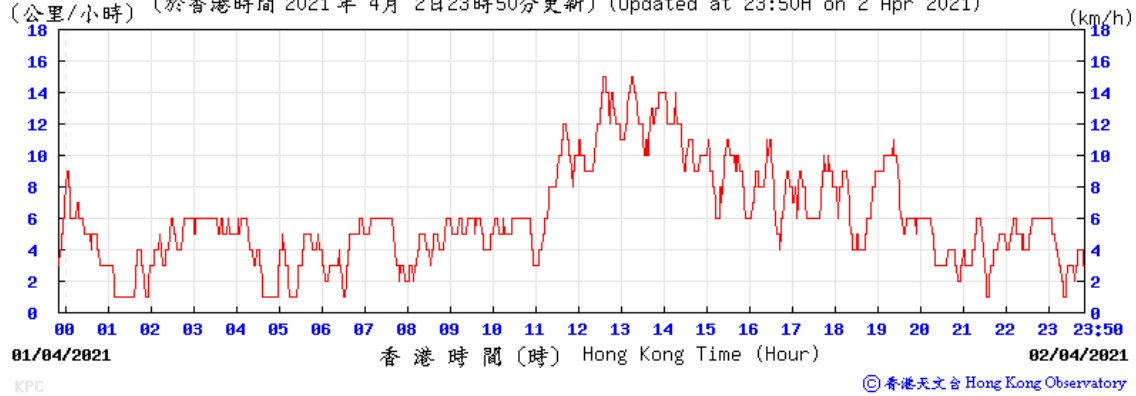
Wind Speed recorded at King's Park Meteorological Station on 1 April 2021

(公里/小時) (於香港時間 2021 年 4 月 1 日 23 時 50 分更新) (Updated at 23:50H on 1 Apr 2021)



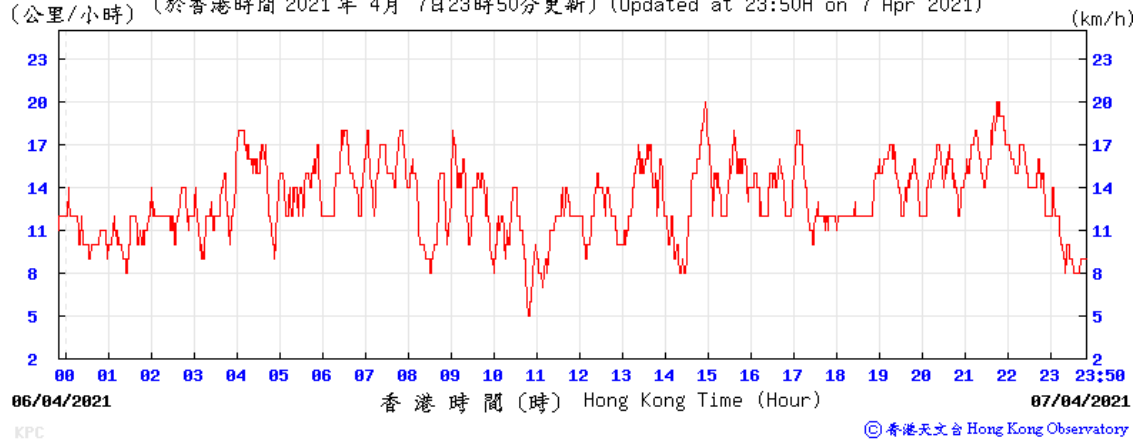
Wind Speed recorded at King's Park Meteorological Station on 2 April 2021

(公里/小時) (於香港時間 2021 年 4 月 2 日 23 時 50 分更新) (Updated at 23:50H on 2 Apr 2021)

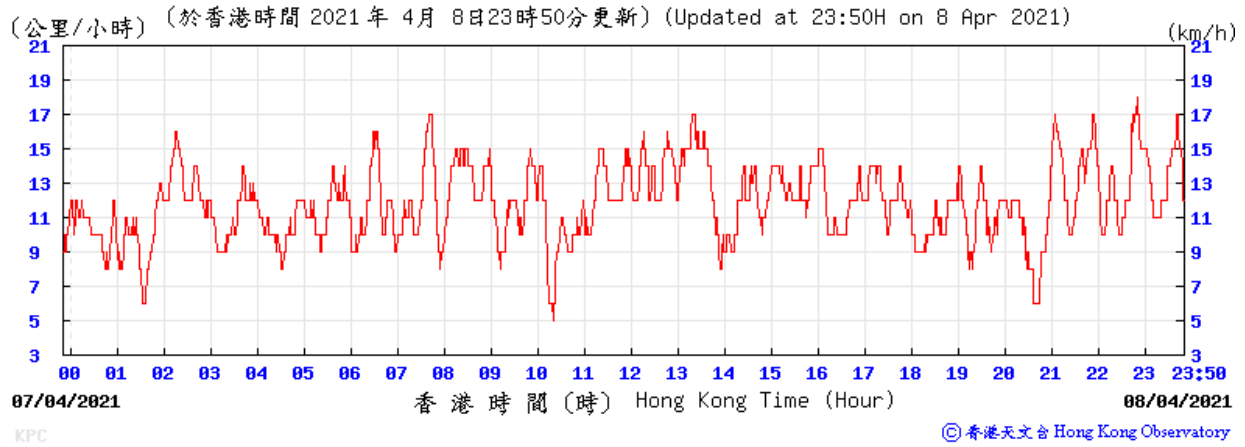


Wind Speed recorded at King's Park Meteorological Station on 7 April 2021

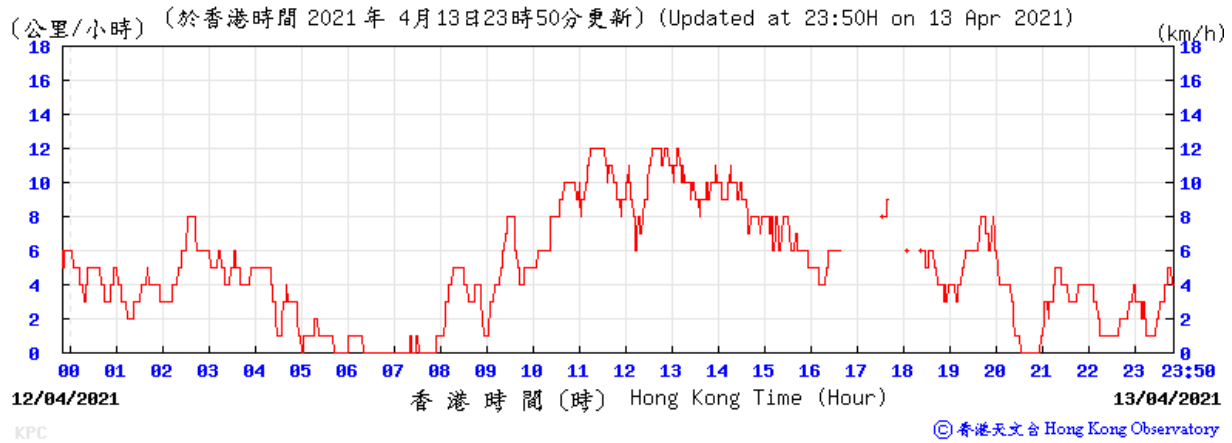
(公里/小時) (於香港時間 2021 年 4 月 7 日 23 時 50 分更新) (Updated at 23:50H on 7 Apr 2021)



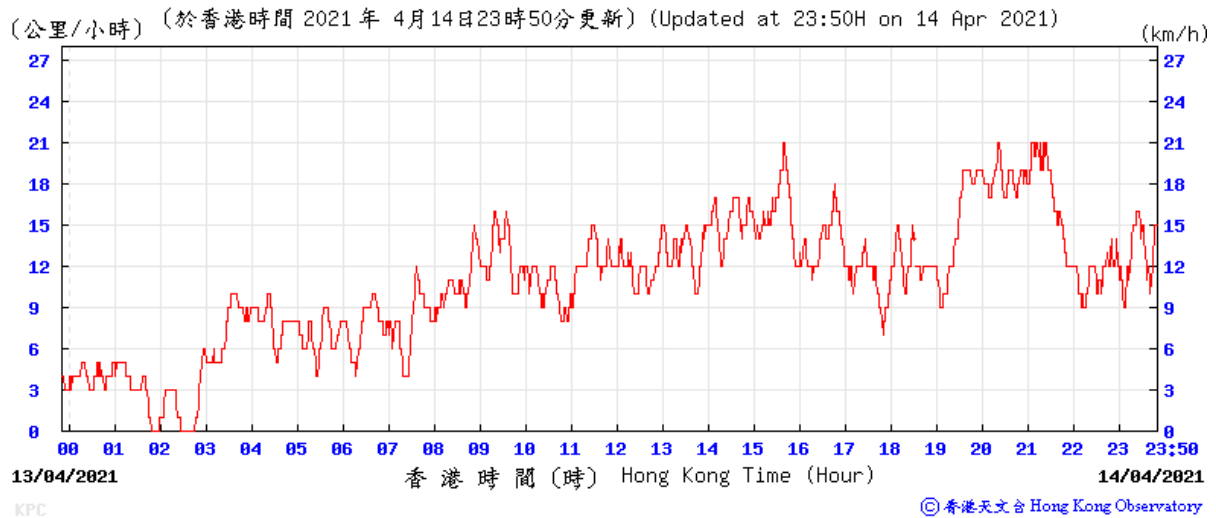
Wind Speed recorded at King's Park Meteorological Station on 8 April 2021



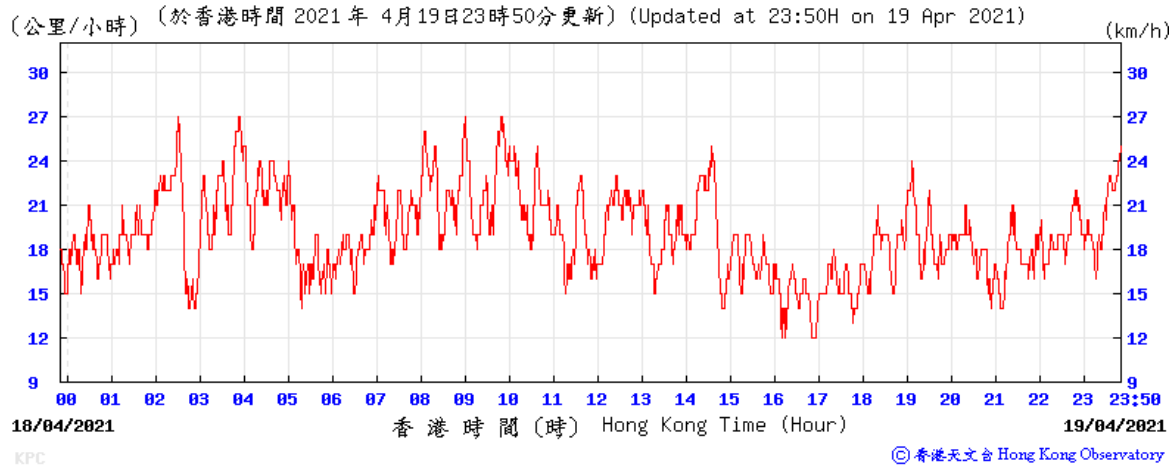
Wind Speed recorded at King's Park Meteorological Station on 13 April 2021



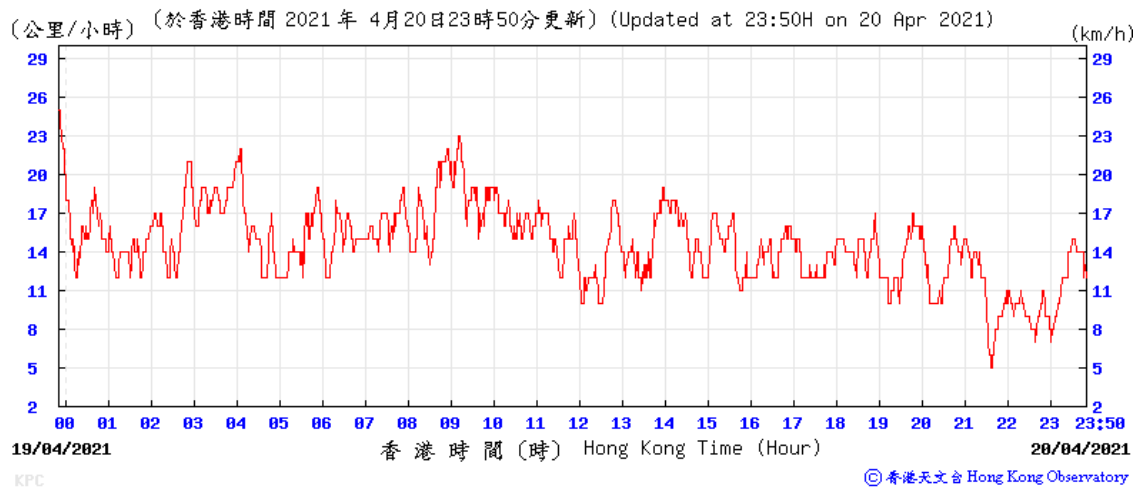
Wind Speed recorded at King's Park Meteorological Station on 14 April 2021



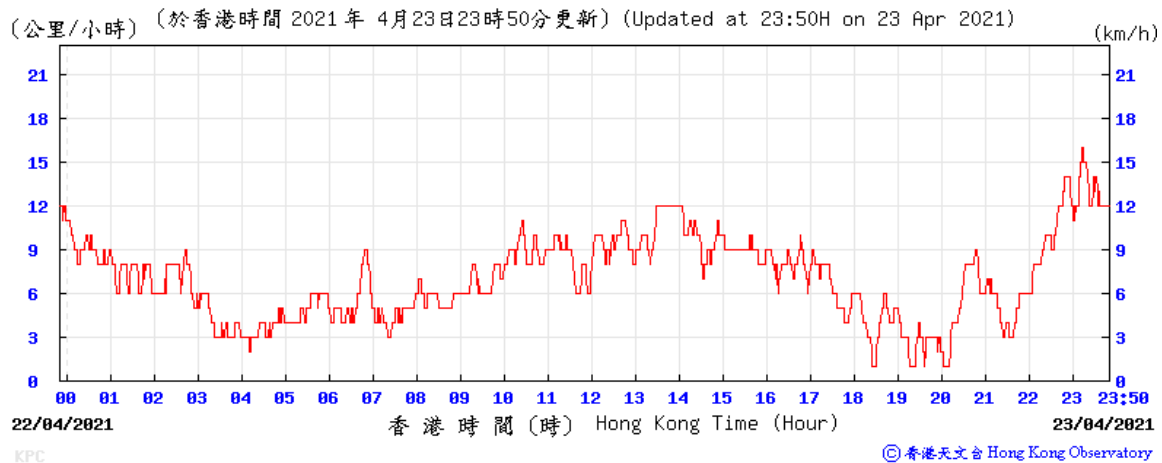
Wind Speed recorded at King's Park Meteorological Station on 19 April 2021



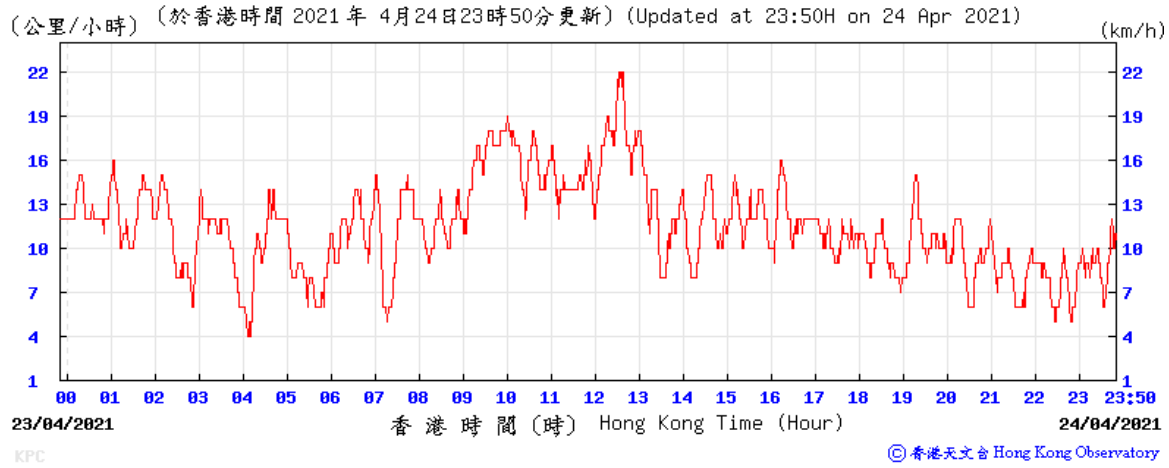
Wind Speed recorded at King's Park Meteorological Station on 20 April 2021



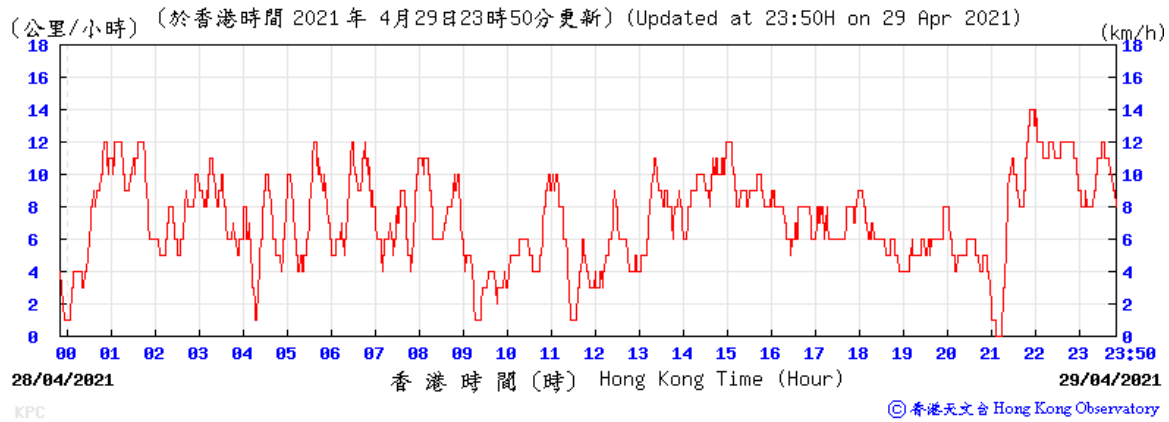
Wind Speed recorded at King's Park Meteorological Station on 23 April 2021



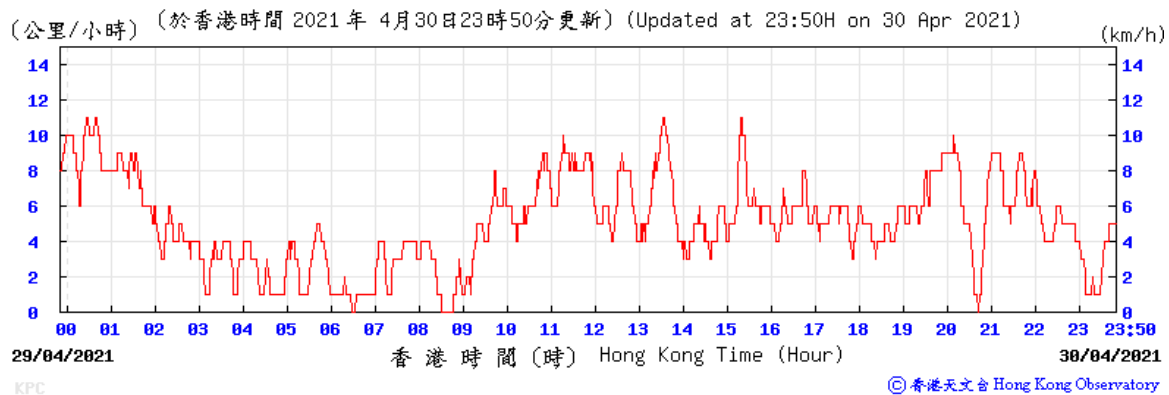
Wind Speed recorded at King's Park Meteorological Station on 24 April 2021



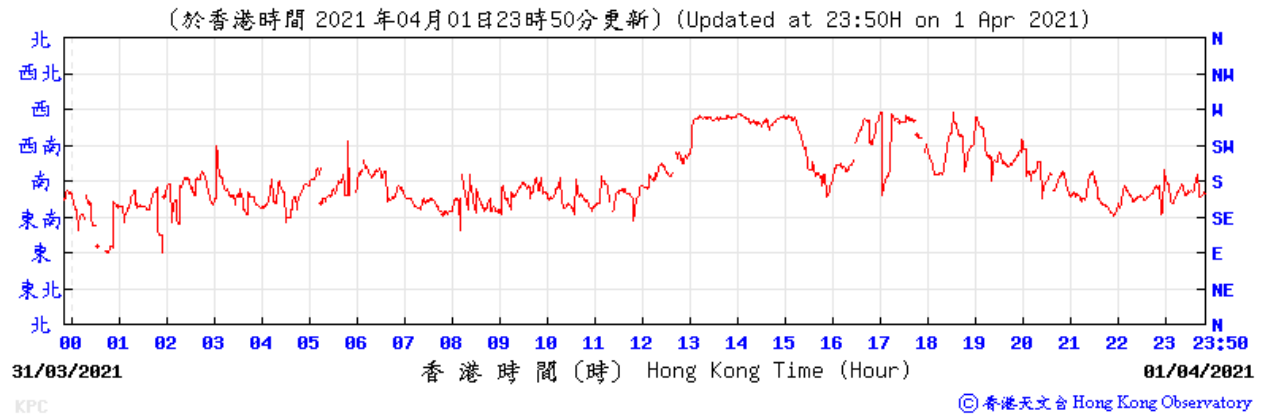
Wind Speed recorded at King's Park Meteorological Station on 29 April 2021



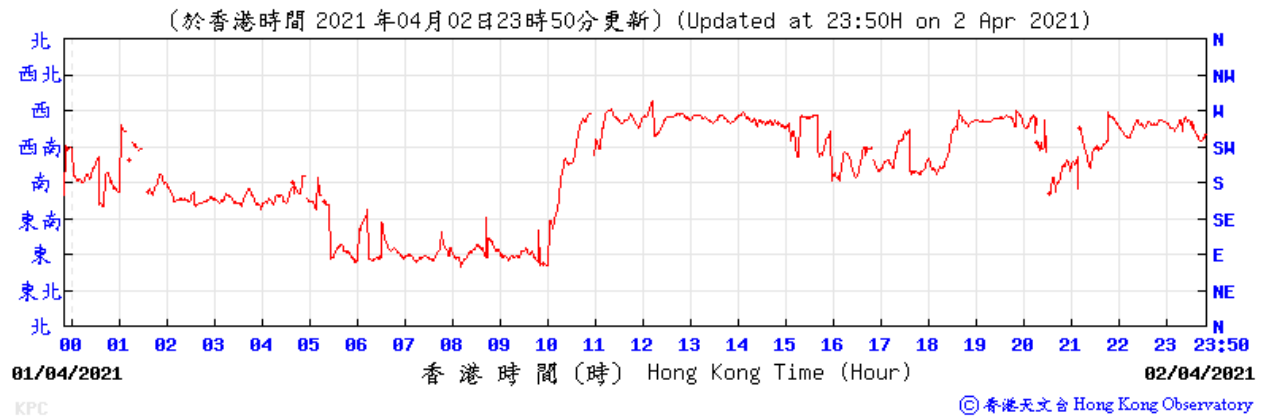
Wind Speed recorded at King's Park Meteorological Station on 30 April 2021



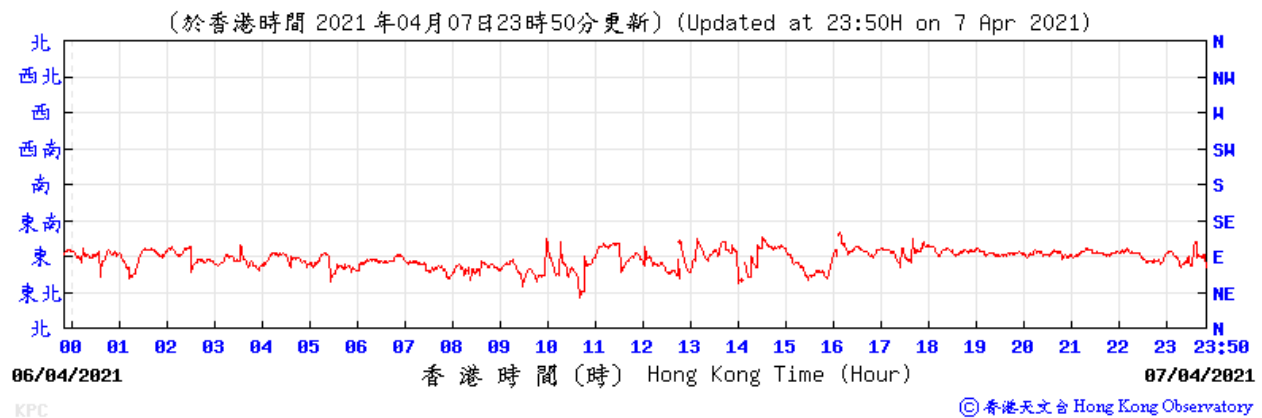
Wind Direction recorded at King's Park Meteorological Station on 1 April 2021



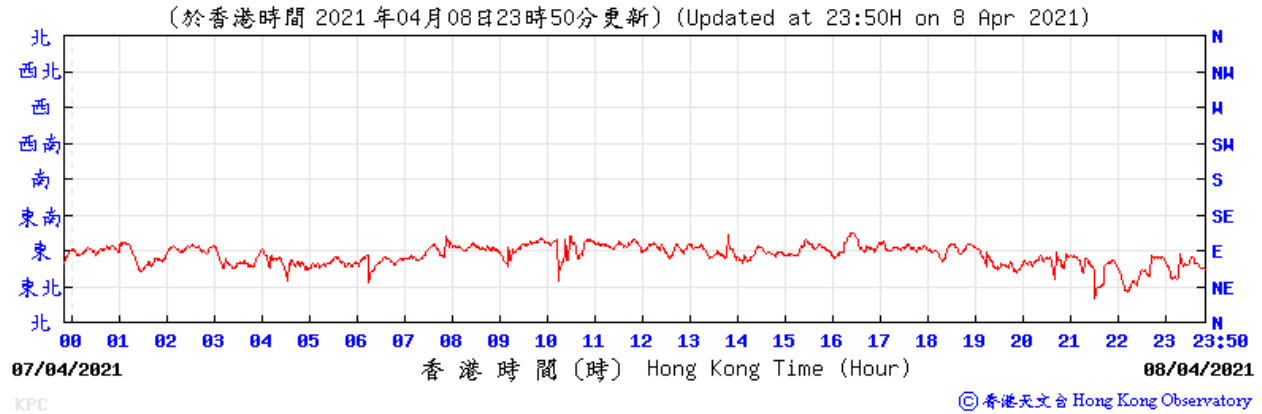
Wind Direction recorded at King's Park Meteorological Station on 2 April 2021



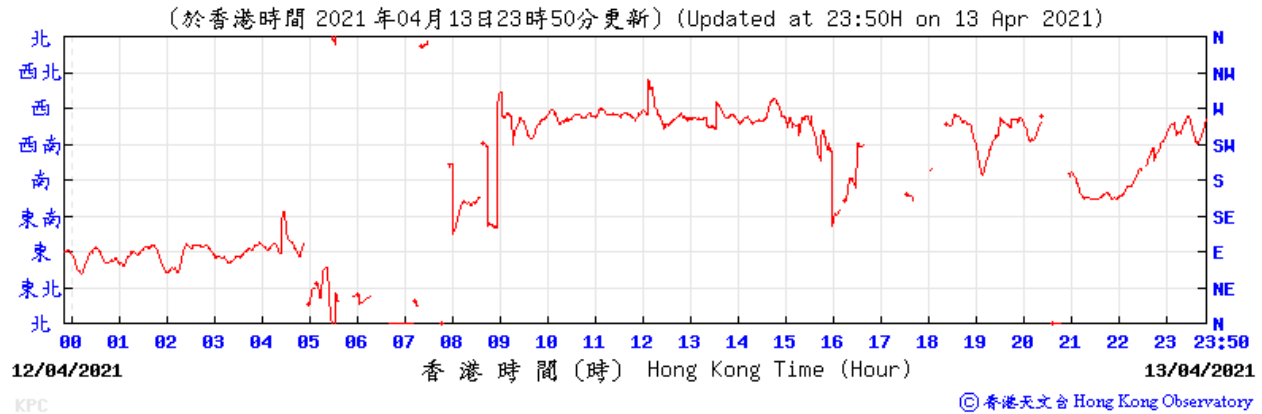
Wind Direction recorded at King's Park Meteorological Station on 7 April 2021



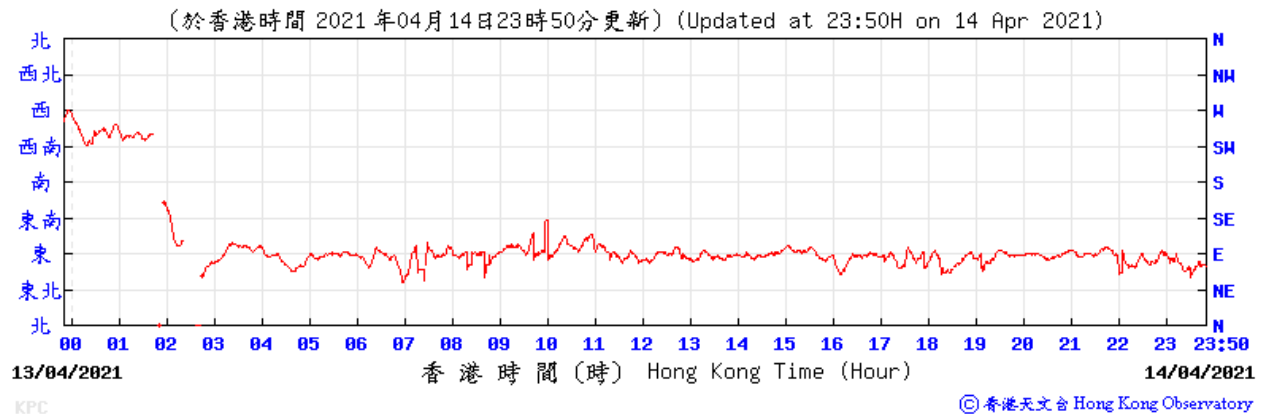
Wind Direction recorded at King's Park Meteorological Station on 8 April 2021



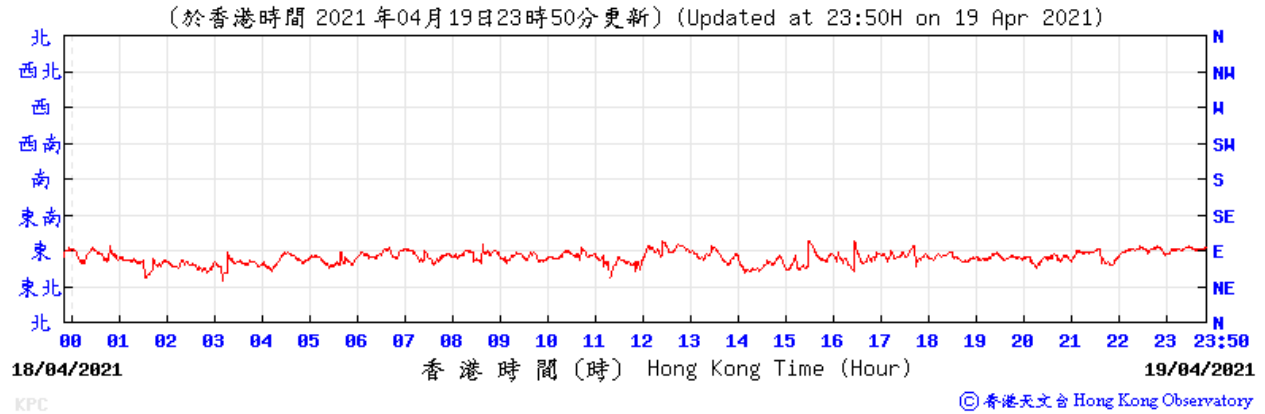
Wind Direction recorded at King's Park Meteorological Station on 13 April 2021



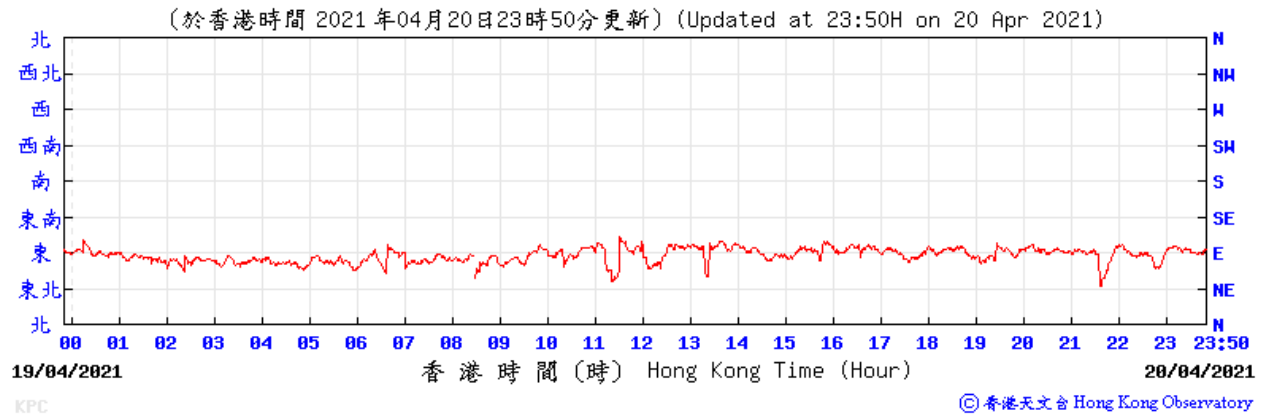
Wind Direction recorded at King's Park Meteorological Station on 14 April 2021



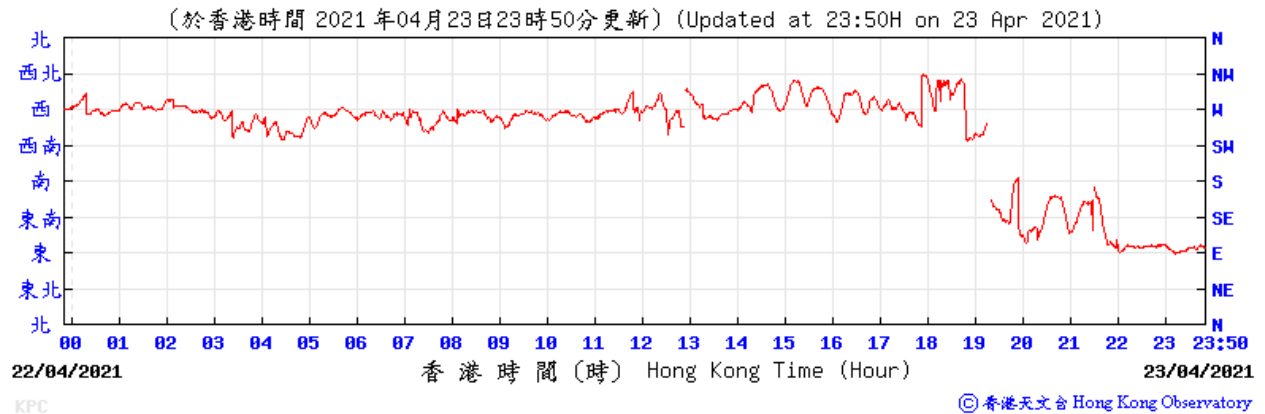
Wind Direction recorded at King's Park Meteorological Station on 19 April 2021



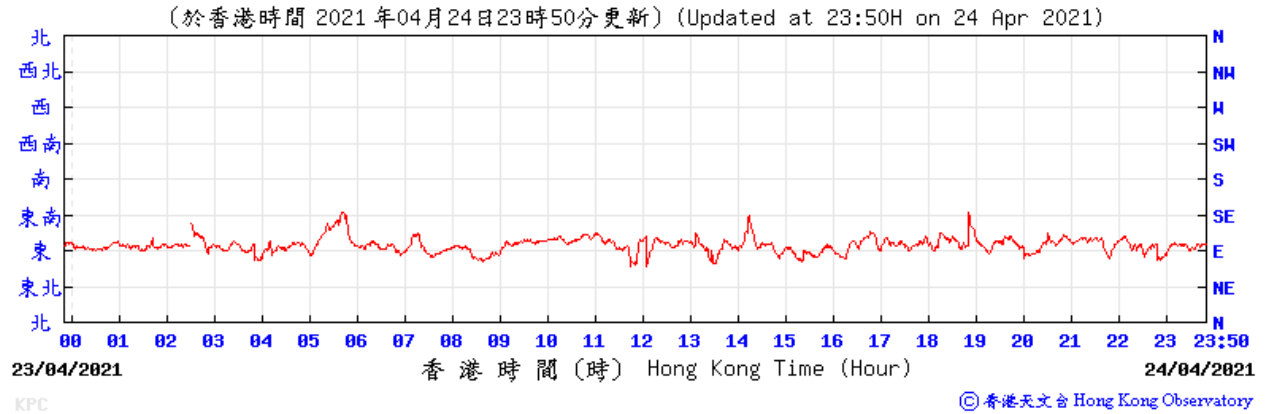
Wind Direction recorded at King's Park Meteorological Station on 20 April 2021



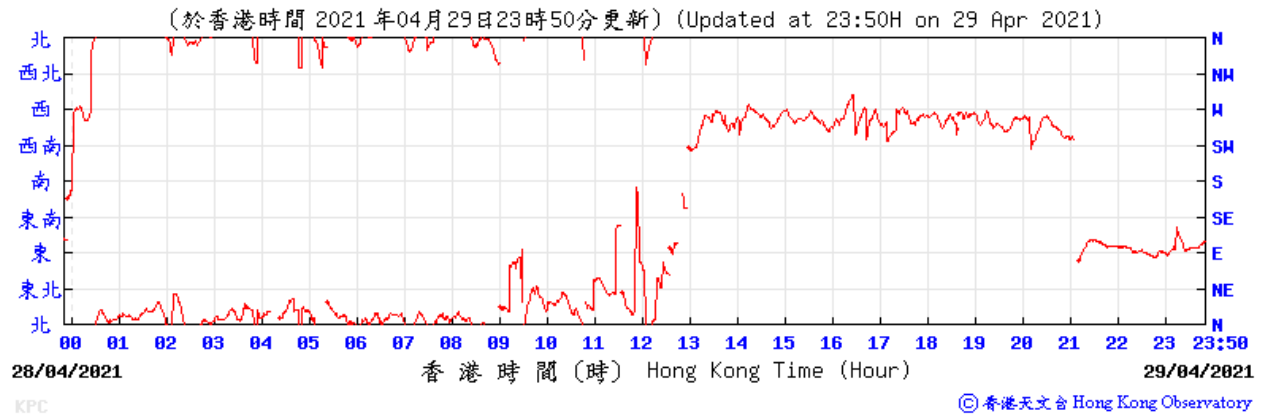
Wind Direction recorded at King's Park Meteorological Station on 23 April 2021



Wind Direction recorded at King's Park Meteorological Station on 24 April 2021



Wind Direction recorded at King's Park Meteorological Station on 29 April 2021



Wind Direction recorded at King's Park Meteorological Station on 30 April 2021

